

Fairer Charging Benchmarking Data

1.0 Summary

1.1 This report provides an overview of the benchmarking data received from 16 authorities. The information provides a comparison of Central Bedfordshire’s Fairer Charging policy with its comparator groups and other neighbouring authorities.

2.0 Background to Comparator Groups

2.1 Metropolitan Districts and Unitary Authorities – Comparator Group

2.1.1 The table below shows our 15 comparator authorities. Of these 15, we have received benchmarking data back from 14 authorities.

2.1.2 West Cheshire & Chester have recently consulted on their fairer charging policy. The final proposed changes to the policy are awaiting executive approval.

	Authority	Region
1	West Cheshire and Chester *	North West England
2	Bedford	East of England
3	Cheshire East	North West England
4	Warrington	North West England
5	Stockport	North West England
6	Wiltshire	South West England
7	South Gloucestershire	South West England
8	Solihull	West Midlands
9	Bury	North West England
10	Swindon	South West England
11	Bath & NE Somerset	South West England
12	Medway	South East England
13	West Berkshire	South East England
14	Milton Keynes	South East England
15	Calderdale	Yorkshire and Humber

2.2 Neighbour authorities – Comparator group

2.2.1 The table below shows our 5 neighbouring authorities. We have benchmarked our services against this group to try to ensure our service users are being charged consistently with others in the local area.

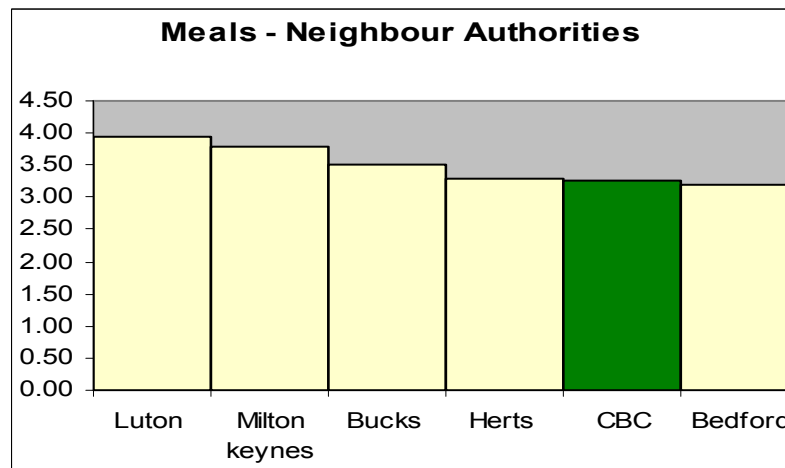
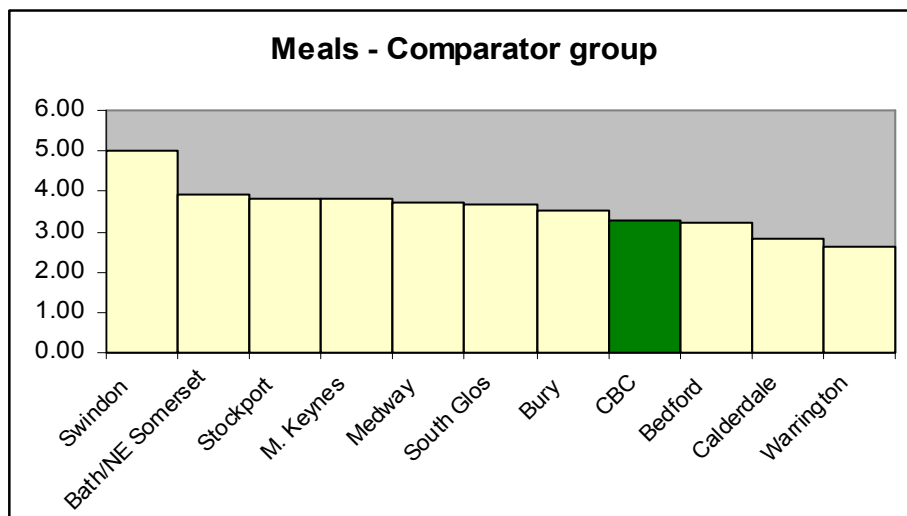
	Neighbour Authorities
1	Luton
2	Bucks CC
3	Bedford
4	Herts CC
5	Milton Keynes

3.0 Benchmarking Data Analysis

3.1 Meals on wheels

3.1.1 Central Bedfordshire charges a maximum of £3.25 for the meals on wheels service. This amount is low compared with 11 similar authorities where the average charge is £3.57.

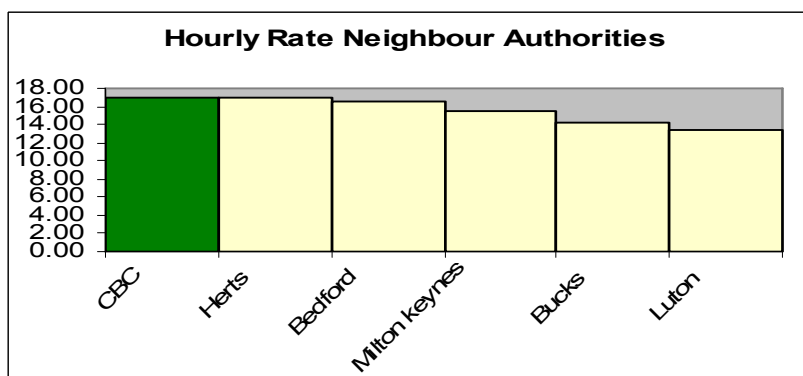
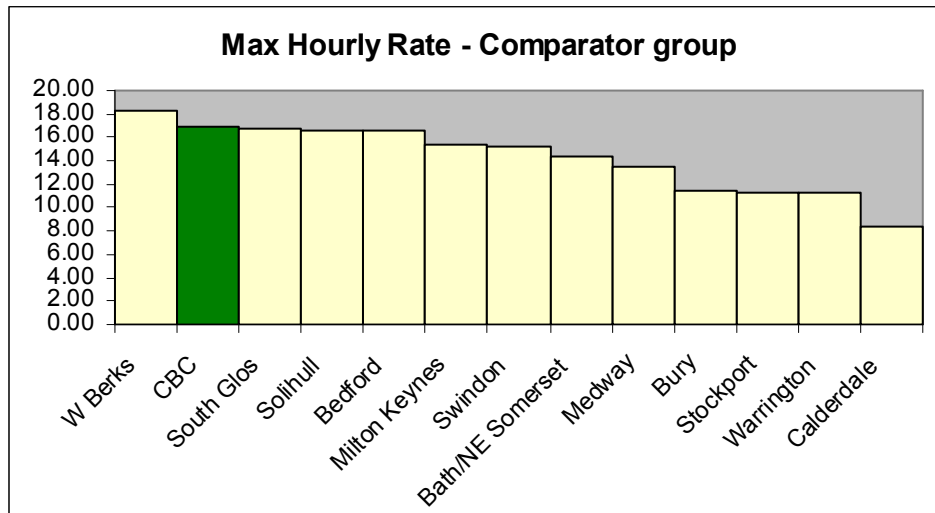
3.1.2 The average charge across the 5 neighbour authorities is £3.50. There is scope for Central Bedfordshire to consider increasing its charges to at least £3.50 to bring the charges in line with other authorities.



3.2 Max hourly rate charge

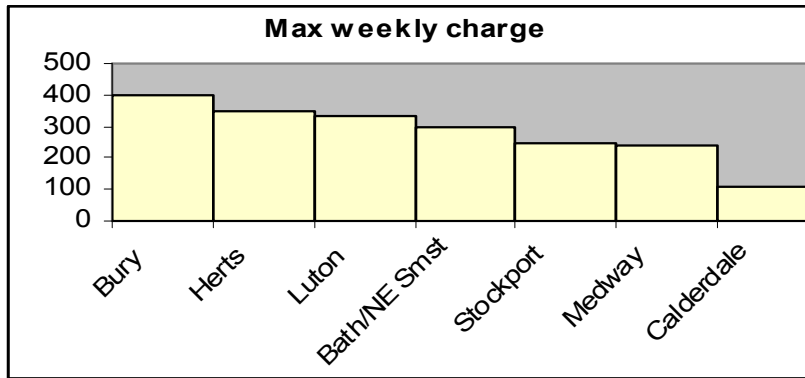
3.2.1 Central Bedfordshire charges a maximum hourly rate of £16.90 for home care services. This amount is the 2nd highest compared with 13 other similar authorities where the average charge is £14.32.

3.2.2 Central Bedfordshire has the highest maximum hourly rate across the 5 neighbour authorities where the average charge is £15.58. There is little scope for Central Bedfordshire to increase its maximum hourly rate for home care charges.



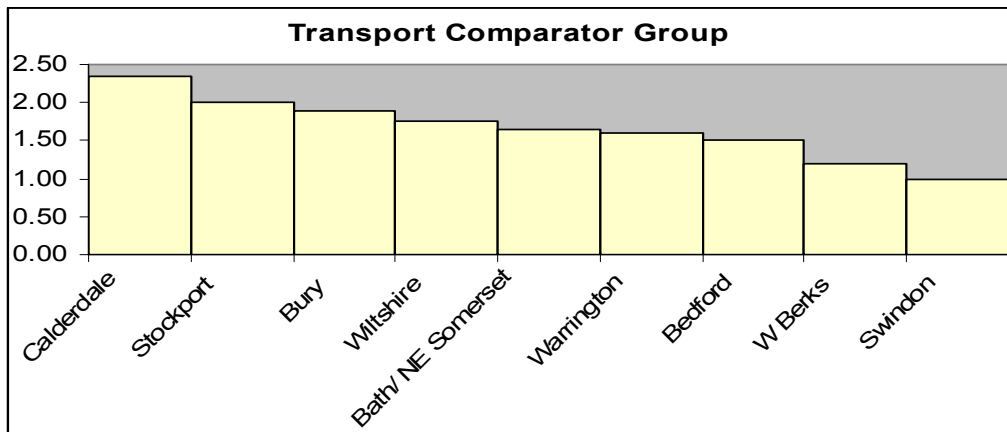
3.3 Max weekly rate for home care

3.3.1 Central Bedfordshire does not currently have a maximum weekly rate for home care charges. Only 13 authorities provided a response to this question; 7 of these authorities apply a maximum weekly rate for home care charges. The maximum weekly rate for home care charges applied ranges from £108 to £400.



3.4 Transport Charges

3.4.1 Central Bedfordshire does not currently charge service users for transport to / from day centres. The transport charges levied by the comparator group authorities range from £1 to £2.35 for each single journey. Solihull and South Gloucestershire do not charge for transport.



3.4.2 The neighbour authority transport charges are detailed below:

Neighbour Authority	Transport
Milton Keynes	No charge
Bucks CC	No charge
Bedford	£1.50
Herts	£1.00
Luton	No charge

3.5 Day Centre Charges

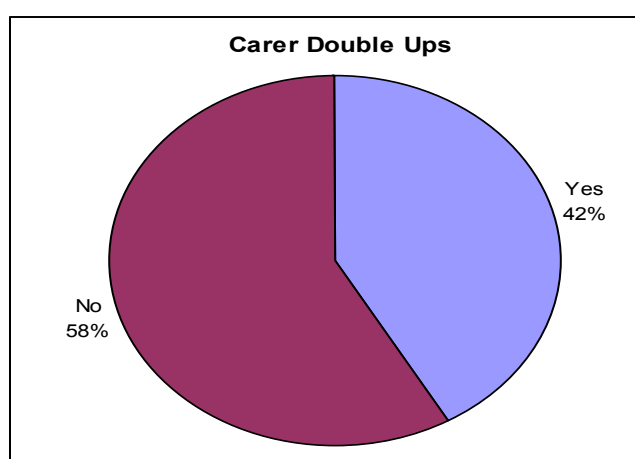
3.5.1 Central Bedfordshire currently charge £27.50 for older peoples day centres.

3.5.2 A comparison of other authorities day centres charges is included below:

Authority	Older People Day Centre rates	Transport - one way	Transport - Return journey	Total (day centre + return journey)
Herts CC	38.40	1.00	2.00	40.40
Stockport	32.20	2.00	4.00	36.20
Bucks CC	30.00	0.00	0.00	30.00
Bedford	27.00	1.50	3.00	30.00
CBC	27.50	0.00	0.00	27.50
Warrington	19.48	1.60	3.20	22.68
Milton Keynes	15.40	0.00	0.00	15.40
Luton	13.50	0.00	0.00	13.50
Calderdale	10.33	2.35	4.70	15.03
Swindon	11.40	1.00	2.00	13.40
West Berkshire	10.20	1.20	2.40	12.60
Bury	0.00	1.90	3.80	3.80
Wiltshire	0.00	1.75	3.50	3.50
Bath/ NE Somerset	0.00	1.65	3.30	3.30
South Glous	0.00	0.00	0.00	0.00
Solihull *	0.00	0.00	0.00	0.00
Medway	0.00	0.00	0.00	0.00

3.6 Carer Double Ups

3.6.1 Central Bedfordshire currently charges service users for the number of hours care is received and does not take into account the number of carers. Only 12 authorities provided a response to this question; 5 of these authorities charge for carer double ups.

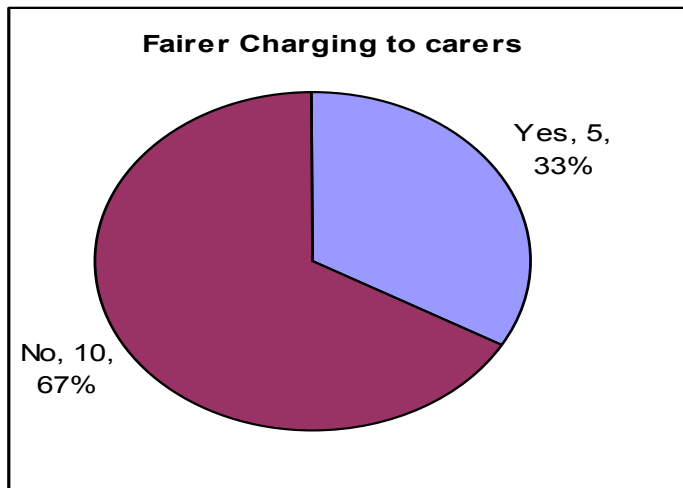


3.6.2 The neighbour authorities who charge for carer double ups are listed below:

Neighbour Authority	Carers Double Ups
Bucks CC	Yes
Luton	No
Herts	No
Bedford	Yes
Milton Keynes	Yes

3.7 Applying Fairer Charging to Carers

3.7.1 Central Bedfordshire does not apply fairer charging to carers. 15 authorities provided a response to this question; 5 of these authorities apply Fairer Charging to carers.



3.7.2 The neighbour authorities who apply fairer charging to carers are listed below:

Neighbour Authority	Fairer Charging to carers
Milton Keynes	No
Bucks CC	Yes
Bedford	No
Herts	No
Luton	No

3.8 Reablement

3.8.1 Information on the reablement service was received from only 8 authorities, 7 of these authorities provided a free service for 6 weeks. Calderdale Charged £25 a week for its reablement service.

3.9 Disability related expenses

3.9.1 The chart below provides an overview of the different rules that 8 authorities apply to the calculation of DRE.

Authority	Disability Related Expenses
Warrington	Standard weekly DRE allowance based on a service users disability related benefits income as follows: 1. No disability related benefits - Nil 2. Lower Rate DLA - £ 3.00 3. Middle Rate DLA/Lower Rate AA- £ 7.00 4. Higher Rate DLA/Higher Rate AA-£10.00 Individual assessment if insufficient.
Stockport	Automatically assume £10.50 per week for DRE. Individual assessment if insufficient.
South Glos	Individual assessment of expenditure with receipts required.
Bury	Automatically assume £15.00 per week for DRE. Individual assessment if insufficient.
West Berkshire	Individual assessment with receipts
Bucks	Automatically assume £28.00 per week for DRE. Individual assessment if insufficient.
Bedford	DRE should be in care plan. Receipts required for Personal assistance/ laundry /cleaning. Don't allow payment to family / friends.
Herts	Currently takes into account 'reasonable' expenditure.